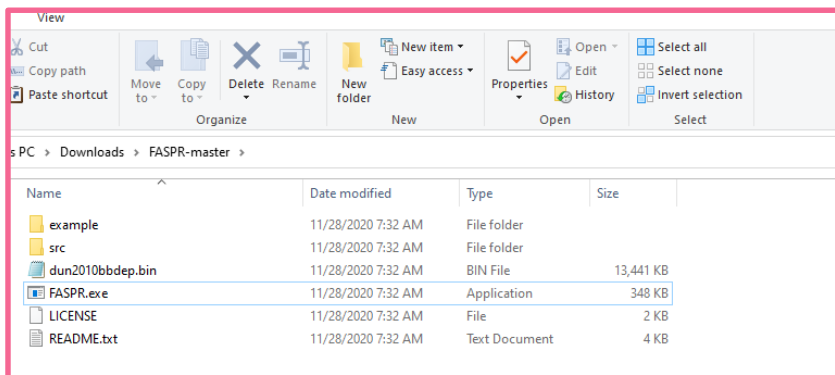


# THIS INSTRUCTION APPLIES TO WINDOWS SUBSYSTEM FOR LINUX

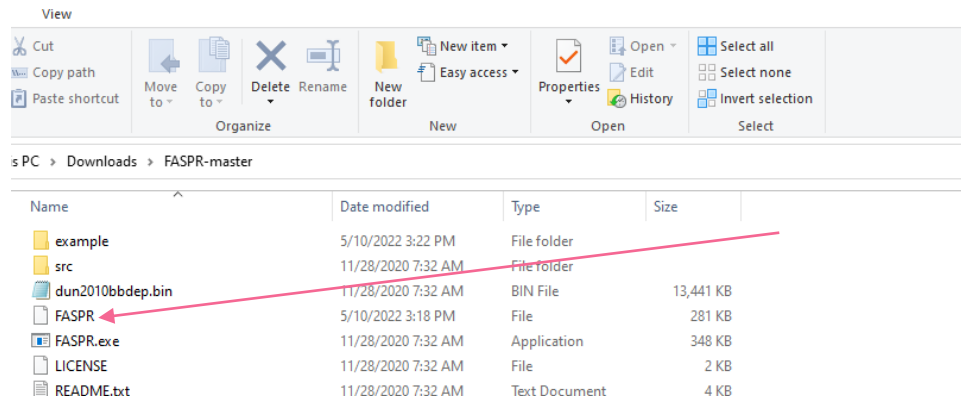
i

Download FASPR from <https://github.com/tommyhuangthu/FASPR> and extract to any folder as below. Then enter/open the folder



iii

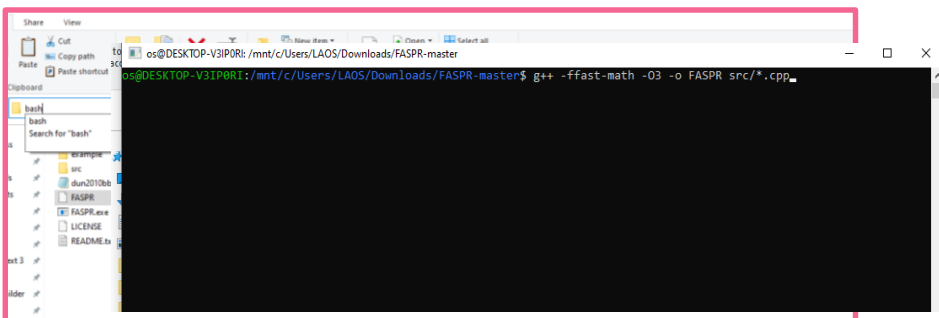
After successful compilation you will see FASPR as pointed towards



ii

Type “bash” in the search window and hit enter to open linux terminal as shown. Then, execute the code below to compile FASPR (it takes ≈ 1 min. to compile):

```
g++ -ffast-math -O3 -o FASPR src/*.cpp
```



iv

Now install PRAS server (if not installed). Note that [linux\\_examply.py](#) is in the folder containing this document.

Install PRAS server which is added to path automatically with:

```
pip install Pras-Server==1.0.7
```

Now download 1aho.pdb and copy to the current folder and run the code in syntax.txt to repair several missing atoms using chi from FASPR PDB output